


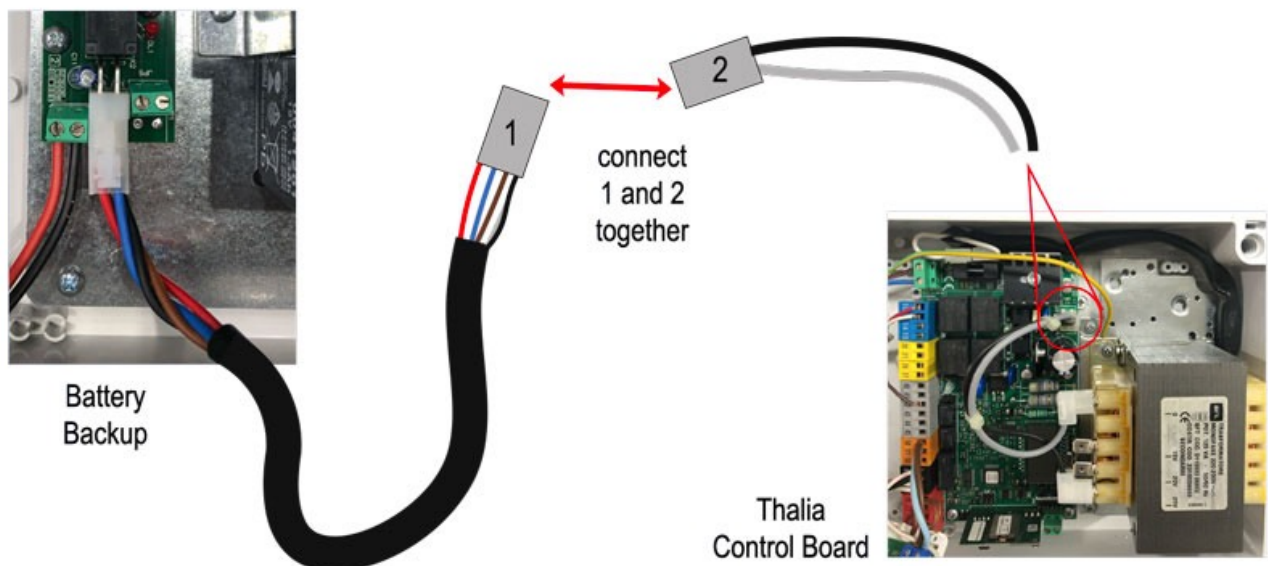
Battery Backup for Thalia Board

Turn off the power before wiring

Wiring:




- Connect Red-Blue wire to Terminal 5 and Black-Brown wire to Terminal 6
- Screw them down firmly



- Gently pull out 2 from the control board
- Connect 1 and 2 together as shown in the photo above

- Connect 3 to the terminal that you pull 2 out from



Thalia Control Board

- Remove the yellow caps in the photo below
- Power up the batteries by wiring the red and black cable to their terminal

